


How To Measure For Deep Seating Patio Chair Replacement Cushions



MEASURE THE WIDTH

Measure the width of the back cushion at the top and at the bottom. We need to confirm they are the same width or if there is a taper. Measure to the closest 1/4"

Back Cushion Top Width _____

Back Cushion Bottom Width _____

Measure the width of the seat cushion at the front and at the back. We need to make sure that they are the same width or if there is a taper. Measure to the closest 1/4"

Seat Cushion Front Width _____

Seat Cushion Back Width _____



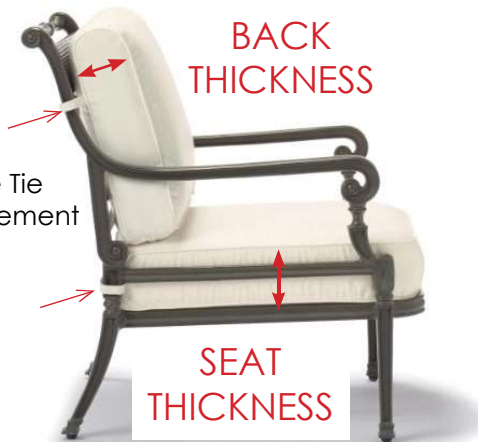
MEASURE THE HEIGHT & DEPTH

Measure the height of the back cushion. Measure to the closest 1/4"

Back Cushion Height _____

Measure the depth of the seat cushion. Measure to the closest 1/4"

Seat Cushion Depth _____



MEASURE THE HEIGHT & DEPTH

Measure the thickness of the back cushion. Measure to the closest 1/4"

Back Cushion Thickness _____

Measure the thickness of the seat cushion. Measure to the closest 1/4"

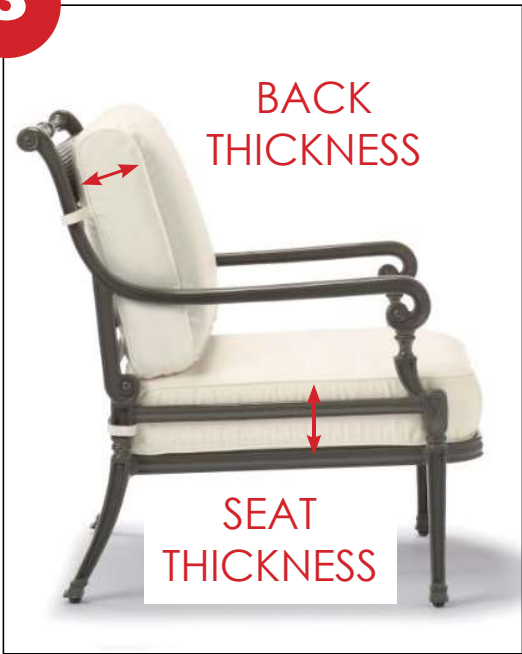
Seat Cushion Thickness _____

Take note of placement of fabric ties or velcro ties and where they are located on the cushion.

1



3



2

